



# Draffin Colour Guide

# 2026

Rev-2.9

T: 1300 372 334

E: [info@draffin.com.au](mailto:info@draffin.com.au)

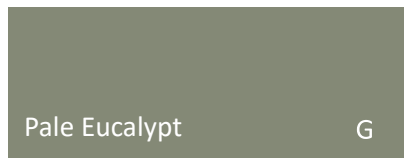
■ DRAFFIN ■  
Street Furniture



# Neutrals




Gloss



Satin



Satin




Gloss




Satin




Satin



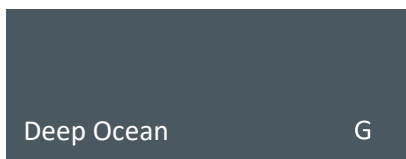
Satin




Satin




Satin




Satin



Satin



Satin




Satin



Satin



Satin




Satin



Satin

G - The colours marked with a G in this guide are less prone to imperfections.

# Neutrals



Satin




Matt



Matt



Gloss




Matt



Satin

G - The colours marked with a G in this guide are less prone to imperfections.

# Brights



Blaze Blue

Gloss



French Blue

Gloss



Pommel Blue

Gloss



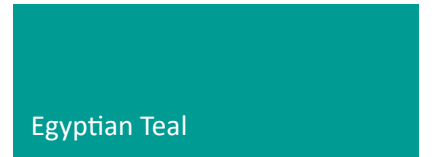
Space Blue

Gloss



Dark Violet

Gloss



Egyptian Teal

Satin



Lykra Strip

Gloss



Mamba Green

Satin




Leaf

Satin



Mistletoe

Gloss



Lemon Yellow


Gloss



Safety Yellow

Gloss

G




Orange X15

Gloss



Pink Spell

Gloss



Signal Red

Gloss

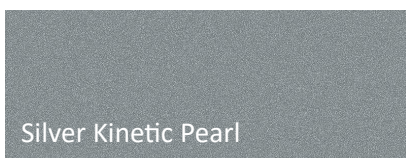


Flame Red

Gloss


G - The colours marked with a G in this guide are less prone to imperfections.

# Metallics




Silver Kinetic Pearl

Satin | 9717043K




Gunmetal Metallic Kinetic

Matt | 91T8115M




Charcoal Pearl

Satin | 2609139Q



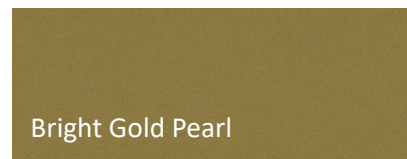
Copper Pearl

Satin | 9614137Q




Mid Bronze

Matt | 27251014



Bright Gold Pearl

Matt | 9718420Q

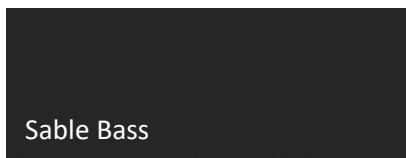


Steel Pearl

Satin | 9614137Q

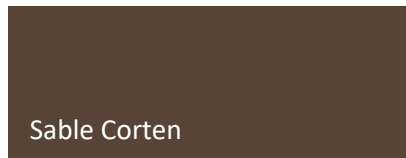
The colours marked with a G in this guide are less prone to imperfections.

# Textures




Sable Bass

Texture Matt



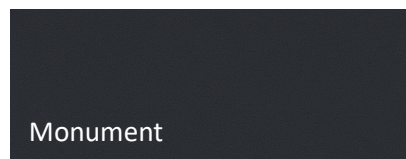
Sable Corten

Texture Matt



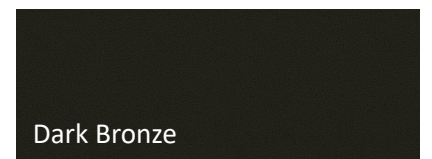
Shale Grey

Protecture Flat



Monument

Protecture Flat




Dark Bronze

Protecture Flat




Black

Protecture Flat




Basalt

Protecture Flat



Granite

Duratec Flat



Stone

Duratec Flat

**Powder coat over galvanised steel may cause imperfections in paint** - several products from Draffin's outdoor furniture range are hot dip galvanised for maximum corrosion protection. Whilst we have stringent powder coating procedures in place, the non-uniform nature of galvanising can make it difficult to control the quality of the powder coated surface. Gassing may occur, resulting in small dots or roughness on the painted surface. This does not affect the longevity of the protective coating and is generally deemed as an acceptable compromise in order to achieve the protective properties of galvanising. Draffin does not accept liability for any imperfections. Please note colours above are not true representations and slight shade variations can occur.


The colours marked with a G in this guide are less prone to imperfections.

# Plinth Colour Guide



## Base Colour


Our standard pricing includes one base colour and one aggregate mix, with the client to nominate the level of blasting required. Additional base colours and aggregate materials are available upon request (pending availability) and will incur additional charges.



Off-White




Grey

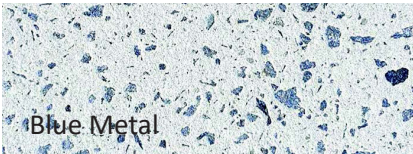


Charcoal


## Aggregate Mix



White Quartz



Blue Metal



River Pebble

## Blasting Level



Light Blast




Medium Blast




Heavy Blast

# Colourbond Colours

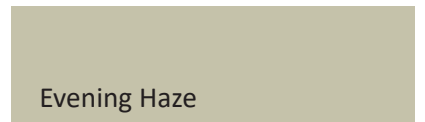
For Shaded Furniture



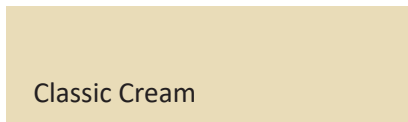
Dover White



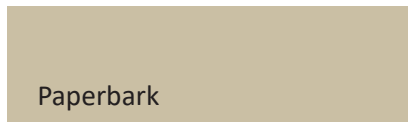
Surfmist



Evening Haze



Classic Cream



Paperbark



Dune



Southerly



Shale Grey



Bluegum



Windspray



Gully




Jasper



Wallaby



Basalt



Woodland Grey



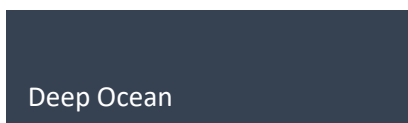
Monument



Night Sky



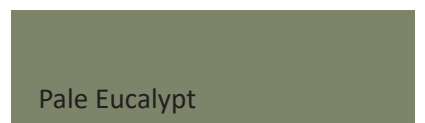
Ironstone



Deep Ocean



Cottage Green



Pale Eucalypt



Manor Red