




■ DRAFFIN ■ Street Furniture



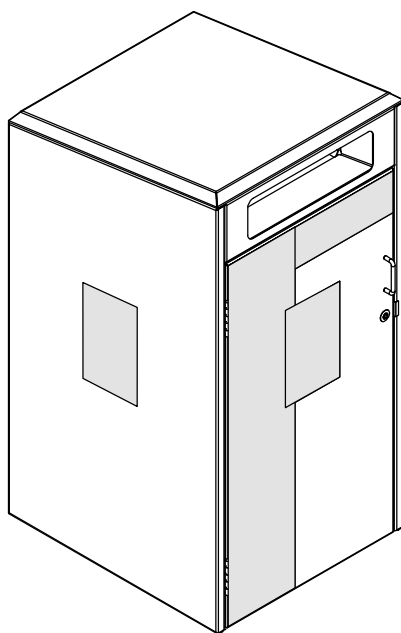
Signage Guide

V5.4 2026



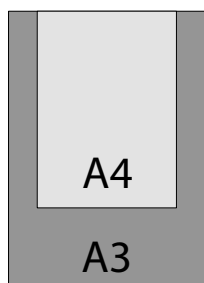


Draffin's range of decals are made from a self-adhesive vinyl suitable for signage applications. All Draffin's decals have an over-laminate layer that has a high level of weather and abrasion resistance and is UV stable to prevent colour fading. Most bin surrounds and other litter solutions from Draffin Street Furniture accommodate signage options to clearly note the waste type the bin will accept.



Step 1: Select Decal Placement

Decals can be placed on 1, 2, 3, or 4 sides of the bin and on most bin covers. For standard A3 and A4 decals, we recommend that the decal is placed in the centre of panels, unless an alternate position is specified.



Step 2: Select the Decal Size

Draffin's standard range of decals come in A4 or A3 sizes. The artwork can be scaled up or down in size to suit your application, just let our friendly sales team know the size you require.

Sizes for vertical or horizontal decals and larger decals are dependent on the size of the panel they are being adhered to. This will vary from product to product.



Step 3: Select the Decal

Pick from the standard decal range within this guide, or speak to our friendly sales team about incorporating your own decal designs. Alternatively, work with our design specialist to create custom artwork specific to your project.

Signage Guide

Standard Decals - A3/A4/PANEL



7498A/RUB



7498A/REC



7498B/RUB



7498B/REC



7498C/RUB



7498C/REC



7498D/RUB



7498D/REC



88737/DWB
/STICKER



7498/CDS/10c

Three standard sizes available:

A4

A3

Bolt-on Panel Size*

350 x 295

Standard A3 & A4
Decal Sizes
A3 - 420 x 297
A4 - 297 x 210

*Bolt-on panel used on batterned panels or surfaces that have low adhesion for decals - Sign Panel P/N: 34648



7498J/RUB



7498J/REC



7498/KABL/RUB



7498/KABL/REC



7498F/RUB



7498F/REC



7498J/GLA



7498J/ORG



7498/KABL/PLAS



7498/KABL/ORG



7498F/GLA




7498F/ORG

More A3/A4/PANEL decals on Pg 4 and Pg 5

Signage Guide

Standard Decals - A3/A4/PANEL

Vinyl Cut Decals - A3/A4/PANEL



800 Series Bin Surround with A4 Decals affixed to door and side panels. (Standard: one (1) door decal, please specify if more decals are required)

Extra Option: Colour matched face plate decal (Pg 9)

Rubbish



21481
Vinyl Cut Black or White

Bottles, Cans & Recyclable Containers



21482
Vinyl Cut Black or White

Paper & Cardboard



21483
Vinyl Cut Black or White

More A3/A4/PANEL decals on Pg 3 and Pg 5

Signage Guide

Standard Decals - A3/A4/PANEL



The following A3/A4/PANEL decals primarily match the aesthetics of the custom decals on found on Pg 7 for use on HUB Bin Surrounds, however these decals can also be applied to all other bin surround products in A3, A4 and "PANEL" sizes.




7498/HUB/LAN



7498/HUB/COF



7498/HUB/REC



7498/HUB/HPL



7498/HUB/PAP



7498/HUB/ORG



7498/HUB/GLA



7498/HUB/SPL



7498/HUB/AL

HUB Bin Surround with Sign Model with Custom Educational Signage, matching A4 door decal and colour coded powdercoated openings.



More A3/A4/PANEL decals on Pg 3 and Pg 4

Signage Guide

33186/120.../240 - HUB Bin Surround with Sign Standard Decals

33187/120.../240 - HUB Bin Surround Horizontal Door Decals

(Can be applied to other bin surrounds)



33186/LAN/1



33187/LAN/H1



33186/COF/1



33187/COF/H1



33186/REC/1



33187/REC/H1



33186/AL/1



33187/AL/H1



33186/HPL/1



33187/HPL/H1



33186/LAN/2



33187/LAN/H2



33186/COF/2



33187/COF/H2



33186/REC/2



33187/REC/H2



33186/AL/2



33187/AL/H2



33186/HPL/2




33187/HPL/H2



33186/LAN/3



33187/LAN/H3



33186/COF/3



33187/COF/H3



33186/REC/3




33187/REC/H3



33186/AL/3



33187/AL/H3



33186/HPL/3



33187/HPL/H3



33186/GLA/1



33187/GLA/H1



33186/ORG/1



33187/ORG/H1



33186/PAP/1



33187/PAP/H1



33186/SPL/1



33187/SPL/H3



33186/GLA/2



33187/GLA/H2



33186/ORG/2



33187/ORG/H2



33186/PAP/2



33187/PAP/H2



33186/SPL/2




33187/SPL/H2



33186/GLA/3



33187/GLA/H3



33186/ORG/3



33187/ORG/H3



33186/PAP/3



33187/PAP/H3



33186/SPL/3



33187/SPL/H3



HUB bin surround with Sign with included large sign decal and optional matching horizontal decal

Signage Guide

33188 - HUB Bin Surround with Sign Custom Decals
(Can be applied to other bin surrounds)



33188/LAN



33188/COF



33188/REC



33188/HPL



33188/PAP



33188/ORG



33188/GLA



33188/SPL

Custom Educational Signage

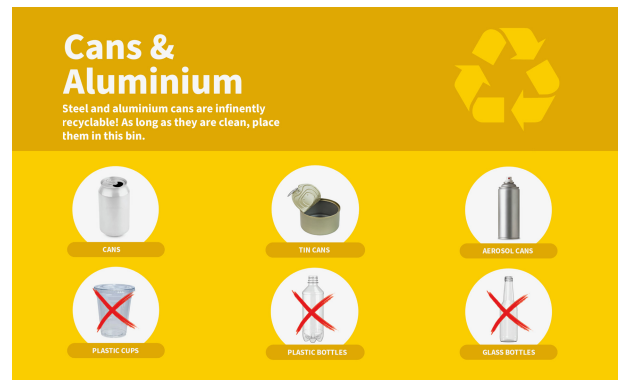
Large format signage primarily for use on Hub Bin Surrounds with Sign, but can be applied to panels on any bin surround.

Custom message and your choice of up to six badges to convey the right recycling message.

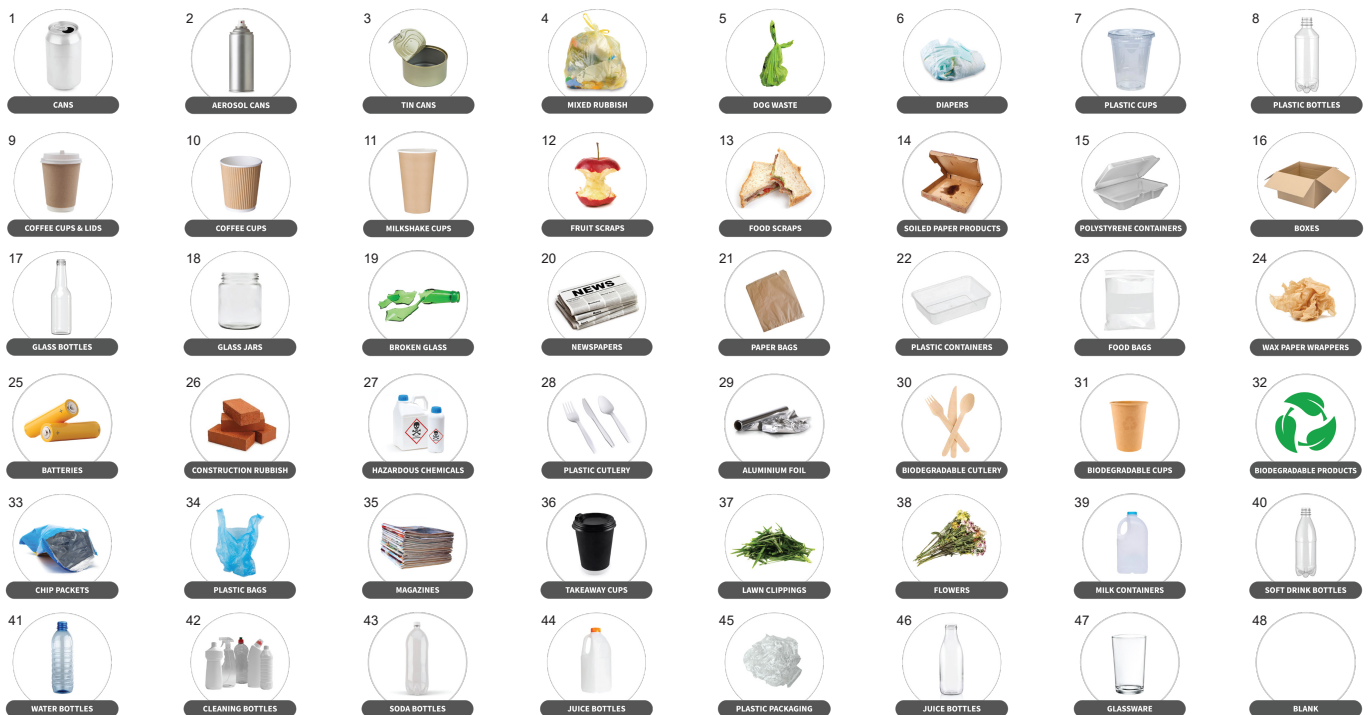
Step 1 - Choose Waste Type

Step 2 - Use generic caption for the waste type or write short message. (Limited characters based on space)

Step 3 - Choose up to six badges. Choose some that represent the waste accepted by the bin, and some that are not accepted by the bin. A red cross can be placed on badges for waste type not accepted by the bin.



33188/AL



Signage Guide

Vertical & Horizontal Door Decals



Alternative to standard A3/A4 sized decals, larger vertical and horizontal decals can be applied to the doors of most bin surrounds. Below are the standard vertical and horizontal decals available. Vertical decals are typically located opposite door handles and locks.



888 Series with Vertical Door Decal

800 Series Vertical Door Decals

120lt Vertical Decals
Landfill - 28783/RUB
Recycling - 28783/REC*
Organics - 28783/ORG
Glass - 28783/GLASS

240lt Vertical Decals
Landfill - 28784/RUB
Recycling - 28784/REC*
Organics - 28784/ORG
Glass - 28784/GLASS

1200 Series Vertical Door Decals

120lt Vertical Decals
Landfill - 30091/RUB
Recycling - 30091 /REC*
Organics - 30091 /ORG
Glass - 30091/GLASS

240lt Vertical Decals
Landfill - 30092/RUB
Recycling - 30092/REC*
Organics - 30092/ORG
Glass - 30092/GLASS

888 Series Infinity Vertical Door Decals

120lt Vertical Decals
Landfill - 28789/RUB
Recycling - 28789/REC*
Organics - 28789/ORG
Glass - 28789/GLASS

240lt Vertical Decals
Landfill - 28790/RUB
Recycling - 28790/REC*
Organics - 28790/ORG
Glass - 28790/GLASS

1500 Series Vertical Door Decals

120lt Vertical Decals
Landfill - 30093/RUB
Recycling - 30093/REC*
Organics - 30093/ORG
Glass - 30093/GLASS

240lt Vertical Decals
Landfill - 30094/RUB
Recycling - 30094/REC*
Organics - 30094/ORG
Glass - 30094/GLASS

900 Series Vertical Panel Decals

120lt Vertical Decals
Landfill - 29087 /RUB
Recycling - 29087 /REC
Organics - 29087 /ORG
Glass - 29087 /GLASS

120lt: Use 34649 Sign Panel
240lt Vertical Decals
Landfill - 29088/RUB
Recycling - 29088/REC
Organics - 29088/ORG
Glass - 29088/GLASS

240lt: Use 34650 Sign Panel

1600 Series Arena Vertical Door Decals

120lt Vertical Decals
Landfill - 30095/RUB
Recycling - 30095/REC*
Organics - 30095/ORG
Glass - 30095/GLASS

240lt Vertical Decals
Landfill - 30096/RUB
Recycling - 30096/REC*
Organics - 30096/ORG
Glass - 30096/GLASS

1800 Series HUB Vertical Door Decals

120lt Vertical Decals
Landfill - 33182/RUB
Recycling - 33182/REC*
Organics - 33182/ORG
Glass - 33182/GLASS

240lt Vertical Decals
Landfill - 33183/RUB
Recycling - 33183/REC*
Organics - 33183/ORG
Glass - 33183/GLASS



888 Series with Horizontal Door Decal

800 Series Horizontal Door Decals

120lt Horizontal Decals
Landfill - 28785/RUB
Recycling - 28785/REC*
Organics - 28785/ORG
Glass - 28785/GLASS

240lt Horizontal Decals
Landfill - 28786/RUB
Recycling - 28786/REC*
Organics - 28786/ORG
Glass - 28786/GLASS

888 Infinity Series Horizontal Door Decals

120lt Horizontal Decals
Landfill - 28791 /RUB
Recycling - 28791 /REC*
Organics - 28791 /ORG
Glass - 28791 /GLASS

240lt Horizontal Decals
Landfill - 28792/RUB
Recycling - 28792/REC*
Organics - 28792/ORG
Glass - 28792/GLASS

900 Series Horizontal Panel Decals

120lt Horizontal Decals
Landfill - 32658/RUB
Recycling - 32658/REC
Organics - 32658/ORG
Glass - 32658/GLASS

120lt: Use 34651 Sign Panel

240lt Horizontal Decals
Landfill - 32659/RUB
Recycling - 32659/REC
Organics - 32659/ORG
Glass - 32659/GLASS

240lt: Use 34652 Sign Panel

1800 Series HUB Horizontal Door Decals

120lt Horizontal Decals
Landfill - 33184/RUB
Recycling - 33184/REC*
Organics - 33184/ORG
Glass - 33184/GLASS

240lt Horizontal Decals
Landfill - 33185/RUB
Recycling - 33185/REC*
Organics - 33185/ORG
Glass - 33185/GLASS

*Recommend alternate yellow decal when specifying yellow powdercoat panels - Lemon Yellow/Safety Yellow

Signage Guide

Cover Decals



Cover Face Plate Decals

For Sloped, Curved and High Pyramid Style Bin Surrounds



120lt 800/900 series
Landfill - 28796/RUB
Recycling - 28796/REC
Organics - 28796/ORG
Glass - 28796/GLASS



120lt 888 series
Landfill - 28798/RUB
Recycling - 28798/REC
Organics - 28798/ORG
Glass - 28798/GLASS



240lt 800/900 series
Landfill - 28797 /RUB
Recycling - 28797 /REC
Organics - 28797 /ORG
Glass - 28797 /GLASS



240lt 888 series
Landfill - 28799/RUB
Recycling - 28799/REC
Organics - 28797 /ORG
Glass - 28797 /GLASS

Cover Decals

For Flat, Canopy and Low Pyramid Style Bin Surrounds



22315/REC



22377/REC



88653/RUB



88653/REC
(Front/Back)



88653/REC
(Sides)

Round Cover Decals

For Model 380 Round Bin Covers



Vinyl Cut Lettering
Landfill - 33190/RUB
Recycling - 33190/REC
Food Scraps - 33190/FOOD
Organics - 33190/ORG
Glass - 33190/GLASS
10c Containers - 33190/10C




Ridge Strip Decal
Landfill - 33191/RUB
Recycling - 33191/REC
Food Scraps - 33191/FOOD
Organics - 33191/ORG
Glass - 33191/GLASS
10c Containers - 33191/10C




Internal Bin Decals

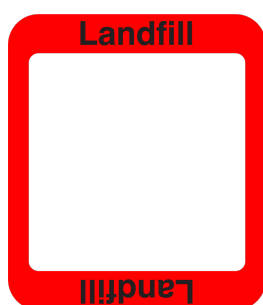
Draffin Street Furniture's Internal Bin range features colour coded decals that fit to the openings and are used to quickly identify the waste type for each separate opening. Square openings maximise the internal liners aperture, while smaller round openings limit the size of the waste that can be placed inside. For this purpose, round openings are regularly specified for recycling applications.




No Text
Square Opening Decal
24640 - Single & Dual Tub
24820 - Triple Tub





No Text
Round Opening Decal
24638 - Round Recycle




With Text
Square Opening Decal
24641/LAN - Single & Dual Tub
24821/LAN - Triple Tub




With Text
Round Opening Decal
24639 - Round Recycle




Square Opening Decal With Text
24641/RUB - Single & Dual Tub
24821/RUB - Triple Tub



Square Opening Decal With Text
24641/REC - Single & Dual Tub
24821/REC - Triple Tub



Square Opening Decal With Text
24641/ORG - Single & Dual Tub
24821/ORG - Triple Tub



Square Opening Decal With Text
24641/PAP - Single & Dual Tub
24821/PAP - Triple Tub



24639/CDS/10c

Signage Guide

Custom and Vinyl Wrap Decals



Custom Decals

Decals are constructed from high grade materials that are fully weather resistant and UV stable. Custom decals can be incorporated into the make of your bins. Provide your artwork or work alongside our design specialist to develop a concept with graphics, text and colours specifically suited to your waste strategy.



Vinyl Wrap

Draffin's vinyl wraps are made from a high performance vinyl developed specifically for applying high resolution graphics to flat surfaces. Suitable for long-term applications, this extremely durable vinyl is low maintenance, protects against abrasion and can be easily updated with your latest waste strategy or marketing campaign.



Signage Guide

Laser Cut Logos, Signage and Patterns

DRAFFIN
Street Furniture



Laser cut features can be applied to almost any product in Draffin Street Furniture's range. Laser cut logos and motifs can be used on bin enclosures to integrate corporate branding or communicate waste strategies. To ensure an accurate representation of your logo, vector graphic files are preferred. This allows the image to be upscaled without losing image quality. i.e. If your logo pixelates when zoomed in, this is not a vector graphic file.

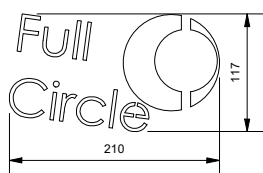
Optional backing plates in contrast colours are available to enhance the look of your logo.



Step 1: Provide us with your logo or motif design.

You can provide the logos and motifs in almost any format. Our engineers will reformat and modify your design for laser cutting. This ensures once laser cut into the panel, the surface space of the bin will be structurally strong enough to support the design.

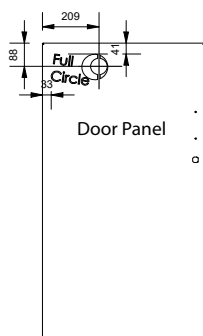
Our creative engineering team can also assist in the design of logos, motifs and patterns if required.



Step 2: Specify the Logo Size and Backing Plate

You can use paper size as a guide (eg. A3, A4, A5), or specify an exact measurement for the design.

Backing plates allow the laser cut design to pop, and are recommended for larger designs if some features of the design open the enclosure to alternate access or potential finger entrapment. Material options for backing plates include stainless steel, weathering steel, powder coated steel or recycled plastic. Generally, a contrasting colour to the panel is most effective, and this is recommended if text is included in the design.



Step 3: Select Logo Placement.

Logos can be placed on 1, 2, 3, or 4 sides of the bin and on most bin covers. We recommend that the logo is placed in the centre of the panel, unless an alternate position is specified.

Laser Cut Panel Patterns

Custom laser cut patterns for bin surrounds can be arranged much the same way as the steps above. Panel patterns are a great way to style a bin surround, provide a way to airate the wheelie bin and also deter graffiti.

Alternatively, Draffin Street Furniture offer many standard panel perforation patterns to choose from.

Signage Guide

Laser Cut Logos, Signage and Patterns



Laser Cut Waste Motif



Laser Cut Logo
with Backing Plate



Detailed Lasercut Logo
with Backing Plate



Laser Cut Stainless Steel Sign



Combination Laser Cut Artwork
and Etched Badge



Full Body Laser Cut
Indigenous Artwork