

Hamilton Round Planter

68x - Hamilton Round Planter

DRAFFIN
Street Furniture



Hamilton Round Planters take their design aesthetic from the popular Hamilton square planter range, with various planter heights and diameter sizes available to choose from. Hamilton round planters also include WaterUps™ wicking cells to regulate watering and maintain plant health.

Round Planter Dimensions

- Ø500mm x H500mm
- Ø500mm x H1000mm
- Ø800mm x H500mm
- Ø800mm x H1000mm
- Ø1150mm x H700mm (Suits Wandin Semi-Circular Seat with Back)
- Ø1440mm x H500mm (Suits Wandin Semi-Circular Bench)
- Ø1440mm x H1000mm (Suits Wandin Semi-Circular Bench)

Planter Material

- 304 Stainless Steel
- 316 Stainless Steel
- Powdercoated
- Weathering Steel

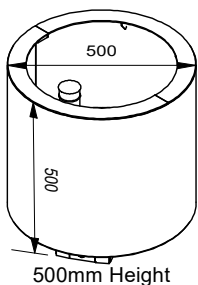
Mounting Options

- Freestanding
- Bolt Down

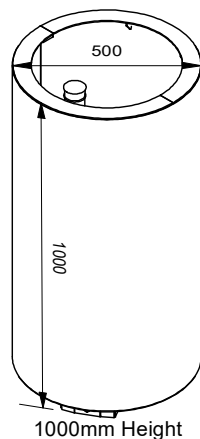
Other Options

- Without Waterups Wicking System

500mm Diameter Planters

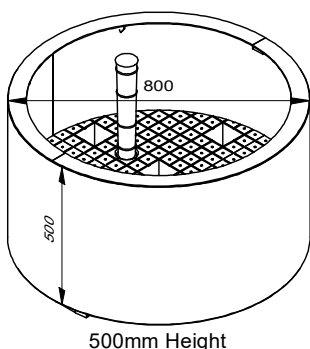


500mm Height

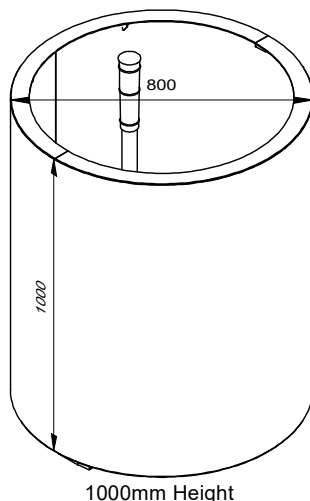


1000mm Height

800mm Diameter Planters



500mm Height

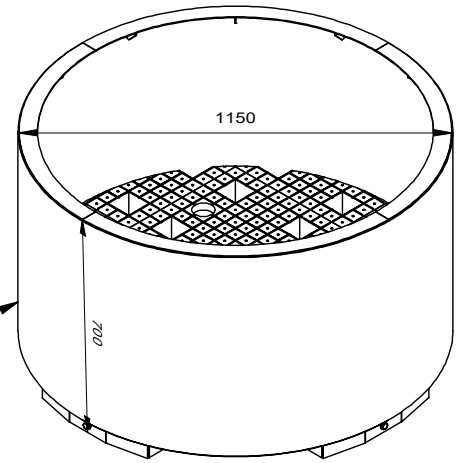


1000mm Height

1150mm Diameter Planter

(Suits Wandin Semi-Circular Seat with Back or Standalone)

Ø1150mm x H700mm

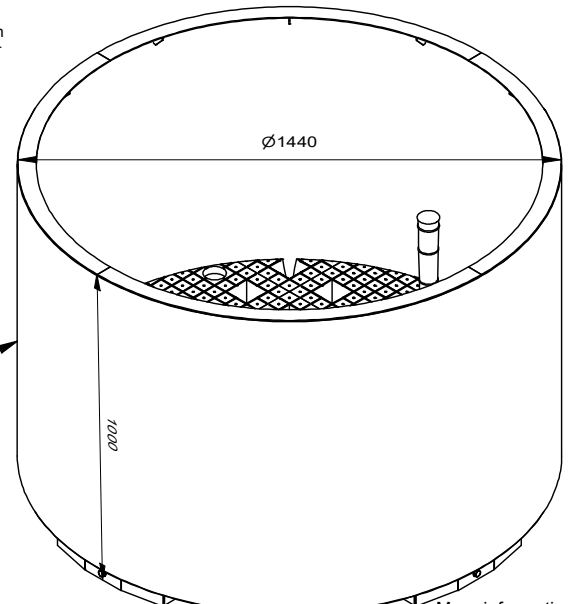
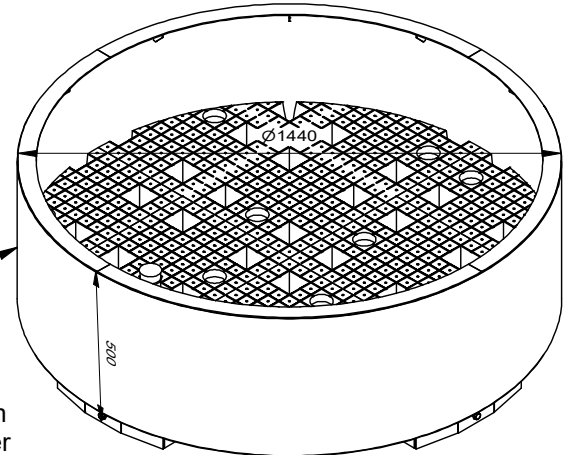


Ø1440mm x H500mm

1440mm Diameter Planters

(Suits Wandin Semi-Circular Bench or Standalone)

Ø1440mm x H1000mm



More information:
Go to the website for spec inspiration.

68x - Hamilton Round Planter
<https://draffin.com.au/product/hamilton-round-planter/>

Colour Guide
<https://draffin.com.au/colour-guide/>

Stainless Steel Guide
<https://draffin.com.au/stainless-steel-guide/>

Weathering Steel Guide
<https://draffin.com.au/weathering-steel-guide/>

Hamilton Round Planter

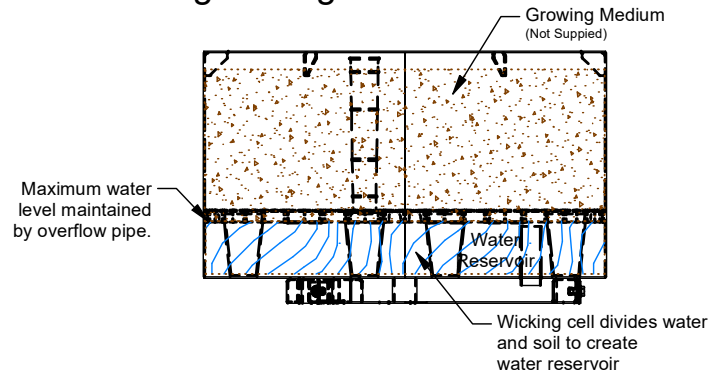
68x - Hamilton Round Planter

DRAFFIN
Street Furniture



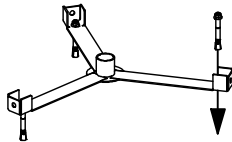
All Hamilton Planters incorporate WaterUps™ wicking cells that make setting up a wicking garden planter easy. A built in overflow pipe prevents overfilling the planter ensuring ideal soil hydration. Plus Hamilton Planters also employ a hideaway mounting system that also makes installation simple.

Watering Management

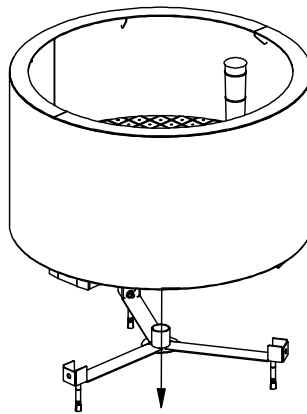


Mounting

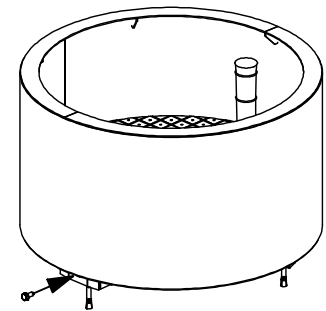
1. Fix footing to surface
Recommended minimum 100mm anchor for installation



2. Locate planter over footing.

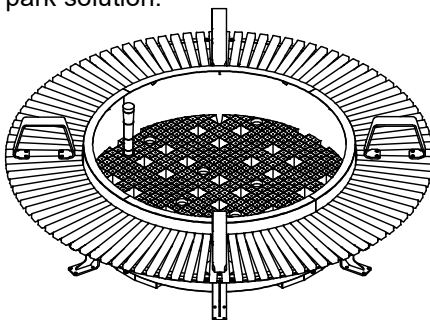


3. Bolt through footing to fix

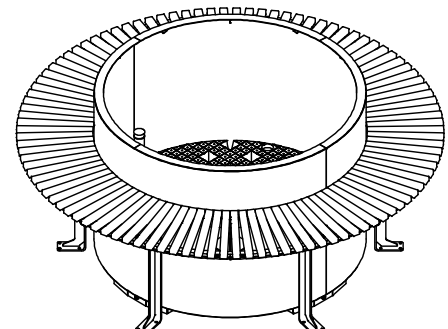


Wandin Semi-Circular Planter Sizes

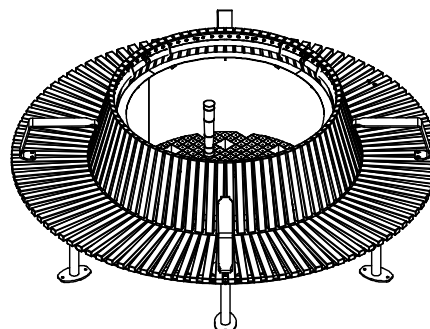
Both of the larger diameter planters (1150mm, 1440mm), while a great standalone solution, have been designed to integrate perfectly with Wandin Semi-Circular benches and seats. The combination of planter and seat creates an instant pop-up park solution.



Ø1440 x H500mm Hamilton Planter with Wandin Semi-Circular Bench



Ø1440 x H1000mm Hamilton Planter with Wandin Semi-Circular Table Height Bench (Bar Height Bench also available)



Ø1150 x H700mm Hamilton Planter with Wandin Semi-Circular Seat with Back