

Wandin Convex Curved Seat

Model 89040 - Wandin Convex Curved Seat with Back

DRAFFIN
Street Furniture



Wandin Convex Curved Seat with Back shares the same seat profile with the rest of the Wandin suite. Utilising a uniform batten profile used for both seat base and back to form unique curved seat shapes. All Wandin seats and benches are modular and can be joined end to end to create custom shapes.

Seat Back Configuration

- ☐ Full Back
- ☐ Half Back (Left or Right)

Batten Material (See batten guide)

405mm x 40mm x 30mm

- ☐ Spotted Gum
- ☐ Enviroslat
- ☐ Anodised Aluminium
- ☐ Powdercoated Aluminium (See colour guide)
- ☐ Timber-Look Aluminium - Alpine Ash
- ☐ Timber-Look Aluminium - Mountain Gum
- ☐ Timber-Look Aluminium - Ironbark

Frame Material

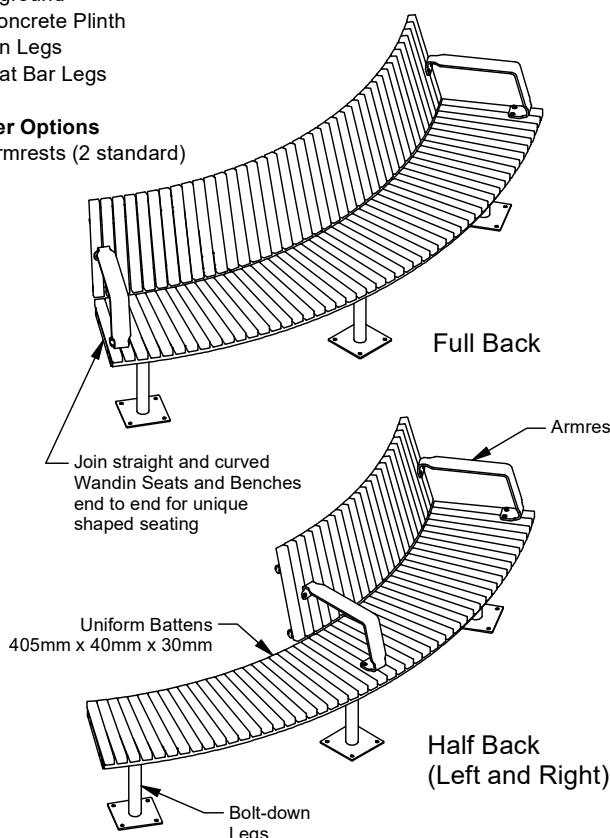
- ☐ Galvanised Mild Steel
- ☐ Powdercoated Gal Mild Steel (See colour guide)
- ☐ 304 Stainless Steel
- ☐ 316 Stainless Steel

Mounting Options

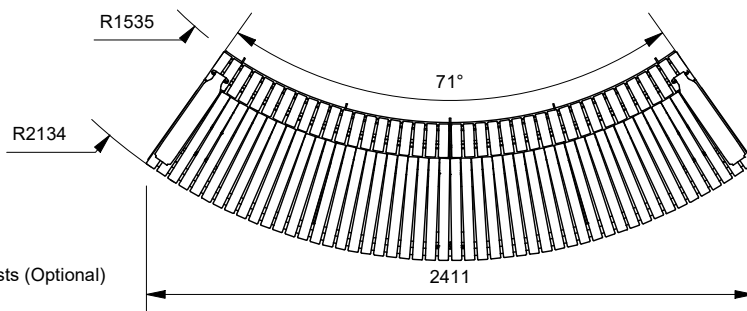
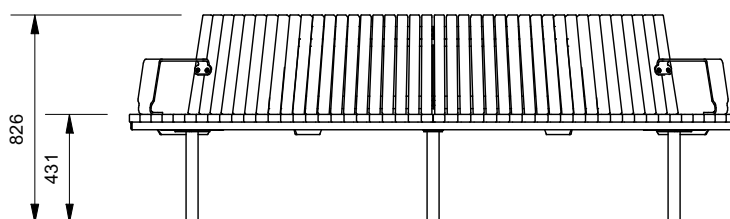
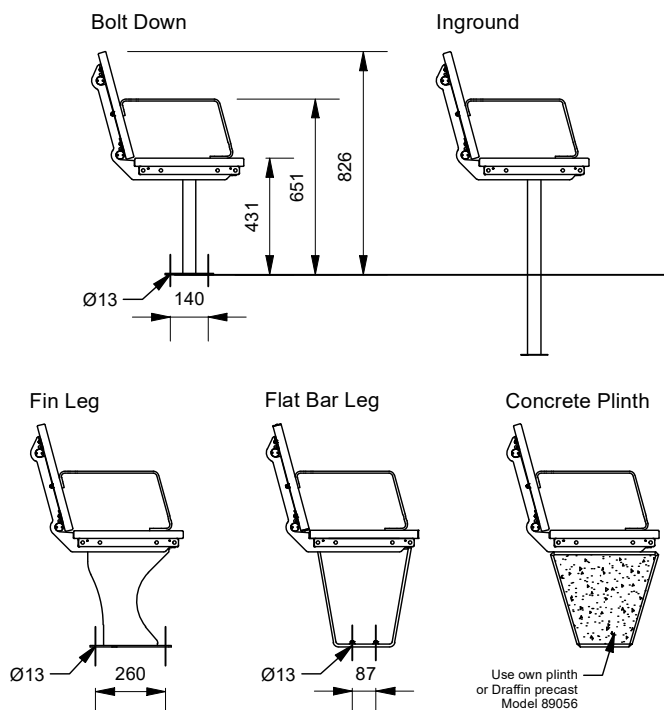
- ☐ Bolt Down
- ☐ Inground
- ☐ Concrete Plinth
- ☐ Fin Legs
- ☐ Flat Bar Legs

Other Options

- ☐ Armrests (2 standard)



Leg Types



More information:
Go to the website for spec inspiration.

89040 - Wandin Convex Curved Seat with Back

<https://draffin.com.au/product/wandin-convex-curved-timber-seat-with-back/>

Batten Guide

<https://draffin.com.au/batten-guide/>

Colour and Plinth Guide

<https://draffin.com.au/colour-guide/>

Stainless Steel Guide

<https://draffin.com.au/stainless-steel-guide/>

DDA guide

<https://draffin.com.au/dda/>