




# ■ DRAFFIN ■ Street Furniture



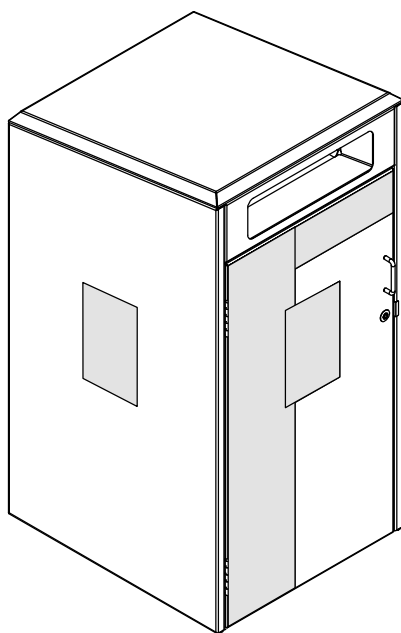
# Signage Guide

V5.1 2025



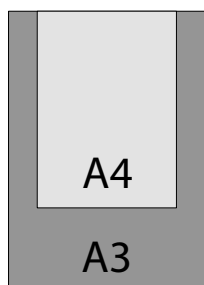


Draffin's range of decals are made from a self-adhesive vinyl suitable for signage applications. All Draffin's decals have an over-laminate layer that has a high level of weather and abrasion resistance and is UV stable to prevent colour fading. Most bin surrounds and other litter solutions from Draffin Street Furniture accommodate signage options to clearly note the waste type the bin will accept.



## Step 1: Select Decal Placement

Decals can be placed on 1, 2, 3, or 4 sides of the bin and on most bin covers. For standard A3 and A4 decals, we recommend that the decal is placed in the centre of panels, unless an alternate position is specified.



## Step 2: Select the Decal Size

Draffin's standard range of decals come in A4 or A3 sizes. The artwork can be scaled up or down in size to suit your application, just let our friendly sales team know the size you require.

Sizes for vertical or horizontal decals and larger decals are dependent on the size of the panel they are being adhered to. This will vary from product to product.



## Step 3: Select the Decal

Pick from the standard decal range within this guide, or speak to our friendly sales team about incorporating your own decal designs. Alternatively, work with our design specialist to create custom artwork specific to your project.

# Signage Guide

Standard Decals - A3/A4/PANEL



**RUBBISH**

7498A/RUB



**RECYCLING**

DO NOT PLACE FOOD OR DRINK IN THIS BIN

7498A/REC



**RUBBISH**

7498B/RUB



**RECYCLING**

DO NOT PLACE FOOD OR DRINK IN THIS BIN

7498B/REC



**RUBBISH**

7498C/RUB



**RECYCLING**

DO NOT PLACE FOOD OR DRINK IN THIS BIN

7498C/REC



**RUBBISH**

7498D/RUB



**RECYCLING**

DO NOT PLACE FOOD OR DRINK IN THIS BIN

7498D/REC



**DOG WASTE STATION**

PLEASE CLEAN UP AFTER YOUR DOG

88737/DWB /STICKER



10c

Check for the 10c mark  
**DONATE YOUR DRINK CONTAINERS HERE**

7498/CDS/10c

Three standard sizes available:


A4

A3

Standard A3 & A4 Decal Sizes

A3 - 420 x 297

A4 - 297 x 210



Bolt-on Panel Size\*  
350 x 295

\*Bolt-on panel used on batterned panels or surfaces that have low adhesion for decals



**Rubbish**

7498J/RUB



**Recycling**

No Glass

7498J/REC



**waste**

do the right thing use the RIGHT BIN

7498/KABL/RUB



**recycle here!**

do the right thing use the RIGHT BIN

7498/KABL/REC



**RUBBISH ONLY**

7498F/RUB



**MIXED**

7498F/REC



**Glass**

7498J/GLA



**Organics**

7498J/ORG



**soft plastics**

do the right thing use the RIGHT BIN

7498/KABL/PLAS



**organics**

do the right thing use the RIGHT BIN

7498/KABL/ORG



**GLASS ONLY**

7498F/GLA



**ORGANICS ONLY**

7498F/ORG

More A3/A4/PANEL decals on Pg 4 and Pg 8

# Signage Guide

Standard Decals - A3/A4/PANEL

Vinyl Cut Decals - A3/A4/PANEL



7498G/RUB

7498G/REC

7498K/RUB

7498K/REC

7498H/RUB

7498H/RUB



7498E/RUB

7498E/REC

7498/RUB/BL

7498/REC/BL

7498/RUB/WH

7498/REC/WH



7498/REC/BLUE

7498/CDS/10c



800 Series Bin Surround with A4 Decals affixed to door and side panels. (Standard: one (1) door decal, please specify if more decals are required)

Extra Option: Colour matched face plate decal (Pg 9)

## Rubbish



21481  
Vinyl Cut Black or White

## Bottles, Cans & Recyclable Containers



21482  
Vinyl Cut Black or White

## Paper & Cardboard



21483  
Vinyl Cut Black or White

More A3/A4/PANEL decals on Pg 3 and Pg 8

# Signage Guide

Vertical & Horizontal Door Decals



Alternative to standard A3/A4 sized decals, larger vertical and horizontal decals can be applied to the doors of most bin surrounds. Below are the standard vertical and horizontal decals available. Vertical decals are typically located opposite door handles and locks.



888 Series with Vertical Door Decal

## 800 Series Vertical Door Decals

*120lt Vertical Decals*  
Landfill - 28783/RUB  
Recycling - 28783/REC\*  
Organics - 28783/ORG  
Glass - 28783/GLASS

*240lt Vertical Decals*  
Landfill - 28784/RUB  
Recycling - 28784/REC\*  
Organics - 28784/ORG  
Glass - 28784/GLASS

## 1200 Series Vertical Door Decals

*120lt Vertical Decals*  
Landfill - 30091/RUB  
Recycling - 30091 /REC\*  
Organics - 30091 /ORG  
Glass - 30091/GLASS

*240lt Vertical Decals*  
Landfill - 30092/RUB  
Recycling - 30092/REC\*  
Organics - 30092/ORG  
Glass - 30092/GLASS

## 888 Series Infinity Vertical Door Decals

*120lt Vertical Decals*  
Landfill - 28789/RUB  
Recycling - 28789/REC\*  
Organics - 28789/ORG  
Glass - 28789/GLASS

*240lt Vertical Decals*  
Landfill - 28790/RUB  
Recycling - 28790/REC\*  
Organics - 28790/ORG  
Glass - 28790/GLASS

## 1500 Series Vertical Door Decals

*120lt Vertical Decals*  
Landfill - 30093/RUB  
Recycling - 30093/REC\*  
Organics - 30093/ORG  
Glass - 30093/GLASS

*240lt Vertical Decals*  
Landfill - 30094/RUB  
Recycling - 30094/REC\*  
Organics - 30094/ORG  
Glass - 30094/GLASS

## 900 Series Vertical Panel Decals

*120lt Vertical Decals*  
Landfill - 29087 /RUB  
Recycling - 29087 /REC  
Organics - 29087 /ORG  
Glass - 29087 /GLASS

*120lt: Use 29611 Sign Panel*

*240lt Vertical Decals*  
Landfill - 29088/RUB  
Recycling - 29088/REC  
Organics - 29088/ORG  
Glass - 29088/GLASS

*240lt: Use 28824 Sign Panel*

## 1600 Series Arena Vertical Door Decals

*120lt Vertical Decals*  
Landfill - 30095/RUB  
Recycling - 30095/REC\*  
Organics - 30095/ORG  
Glass - 30095/GLASS

*240lt Vertical Decals*  
Landfill - 30096/RUB  
Recycling - 30096/REC\*  
Organics - 30096/ORG  
Glass - 30096/GLASS

## 1800 Series HUB Vertical Door Decals

*120lt Vertical Decals*  
Landfill - 33182/RUB  
Recycling - 33182/REC\*  
Organics - 33182/ORG  
Glass - 33182/GLASS

*240lt Vertical Decals*  
Landfill - 33183/RUB  
Recycling - 33183/REC\*  
Organics - 33183/ORG  
Glass - 33183/GLASS



888 Series with Horizontal Door Decal

## 800 Series Horizontal Door Decals

*120lt Horizontal Decals*  
Landfill - 28785/RUB  
Recycling - 28785/REC\*  
Organics - 28785/ORG  
Glass - 28785/GLASS

*240lt Horizontal Decals*  
Landfill - 28786/RUB  
Recycling - 28786/REC\*  
Organics - 28786/ORG  
Glass - 28786/GLASS

## 888 Infinity Series Horizontal Door Decals

*120lt Horizontal Decals*  
Landfill - 28791 /RUB  
Recycling - 28791 /REC\*  
Organics - 28791 /ORG  
Glass - 28791 /GLASS

*240lt Horizontal Decals*  
Landfill - 28792/RUB  
Recycling - 28792/REC\*  
Organics - 28792/ORG  
Glass - 28792/GLASS

## 900 Series Horizontal Panel Decals

*120lt Horizontal Decals*  
Landfill - 32658/RUB  
Recycling - 32658/REC  
Organics - 32658/ORG  
Glass - 32658/GLASS

*120lt: Use 32658 Sign Panel*

*240lt Horizontal Decals*  
Landfill - 32659/RUB  
Recycling - 32659/REC  
Organics - 32659/ORG  
Glass - 32659/GLASS

*240lt: Use 32659 Sign Panel*

## 1800 Series HUB Horizontal Door Decals

*120lt Horizontal Decals*  
Landfill - 33184/RUB  
Recycling - 33184/REC\*  
Organics - 33184/ORG  
Glass - 33184/GLASS

*240lt Horizontal Decals*  
Landfill - 33185/RUB  
Recycling - 33185/REC\*  
Organics - 33185/ORG  
Glass - 33185/GLASS

\*Recommend alternate yellow decal when specifying yellow powdercoat panels - Lemon Yellow/Safety Yellow

# Signage Guide

33186/120.../240 - HUB Bin Surround with Sign Standard Decals

33187/120.../240 - HUB Bin Surround Horizontal Door Decals

(Can be applied to other bin surrounds)



33186/RUB/1



33187/RUB/H1



33186/COF/1



33187/COF/H1



33186/REC/1



33187/REC/H1



33186/AL/1



33187/AL/H1



33186/HPL/1



33187/HPL/H1



33186/RUB/2



33187/RUB/H2



33186/COF/2



33187/COF/H2



33186/REC/2




33187/REC/H2



33186/AL/2



33187/AL/H2



33186/HPL/2



33187/HPL/H2



33186/RUB/3



33187/RUB/H3



33186/COF/3



33187/COF/H3



33186/REC/3



33187/REC/H3



33186/AL/3



33187/AL/H3



33186/HPL/3



33187/HPL/H3



33186/GLA/1



33187/GLA/H1



33186/ORG/1



33187/ORG/H1



33186/PAP/1



33187/PAP/H1



33186/SPL/1



33187/SPL/H3



33186/GLA/2



33187/GLA/H2



33186/ORG/2



33187/ORG/H2



33186/PAP/2



33187/PAP/H2



33186/SPL/2




33187/SPL/H2



33186/GLA/3



33187/GLA/H3



33186/ORG/3



33187/ORG/H3



33186/PAP/3



33187/PAP/H3



33186/SPL/3



33187/SPL/H3



HUB bin surround with Sign with included large sign decal and optional matching horizontal decal

# Signage Guide

33188 - HUB Bin Surround with Sign Custom Decals  
(Can be applied to other bin surrounds)



33188/LAND



33188/COF



33188/REC



33188/HPL



33188/PAP



33188/ORG



33188/GLA



33188/SPL

## Custom Educational Signage

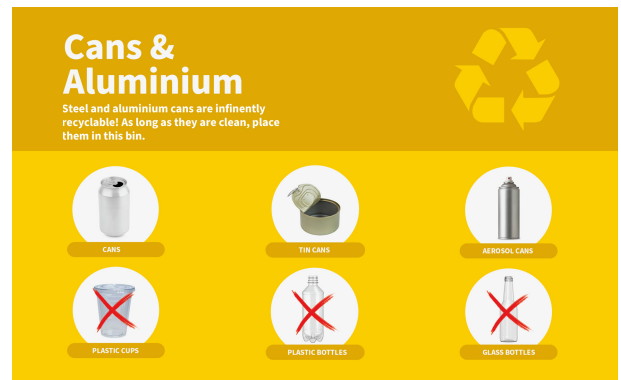
Large format signage primarily for use on Hub Bin Surrounds with Sign, but can be applied to panels on any bin surround.

Custom message and your choice of up to six badges to convey the right recycling message.

**Step 1** - Choose Waste Type

**Step 2** - Use generic caption for the waste type or write short message. (Limited characters based on space)

**Step 3** - Choose up to six badges. Choose some that represent the waste accepted by the bin, and some that are not accepted by the bin. A red cross can be placed on badges for waste type not accepted by the bin.



33188/AL

- |                       |                          |                         |                     |                       |                           |                            |                            |
|-----------------------|--------------------------|-------------------------|---------------------|-----------------------|---------------------------|----------------------------|----------------------------|
| 1  CANS               | 2  AEROSOL CANS          | 3  TIN CANS             | 4  MIXED RUBBISH    | 5  DOG WASTE          | 6  DIAPERS                | 7  PLASTIC CUPS            | 8  PLASTIC BOTTLES         |
| 9  COFFEE CUPS & LIDS | 10  COFFEE CUPS          | 11  MILKSHAKE CUPS      | 12  FRUIT SCRAPS    | 13  FOOD SCRAPS       | 14  SOILED PAPER PRODUCTS | 15  POLYSTYRENE CONTAINERS | 16  BOXES                  |
| 17  GLASS BOTTLES     | 18  GLASS JARS           | 19  BROKEN GLASS        | 20  NEWSPAPERS      | 21  PAPER BAGS        | 22  PLASTIC CONTAINERS    | 23  FOOD BAGS              | 24  WAX PAPER WRAPPERS     |
| 25  BATTERIES         | 26  CONSTRUCTION RUBBISH | 27  HAZARDOUS CHEMICALS | 28  PLASTIC CUTLERY | 29  ALUMINIUM FOIL    | 30  BIODEGRADABLE CUTLERY | 31  BIODEGRADABLE CUPS     | 32  BIODEGRADABLE PRODUCTS |
| 33  CHIP PACKETS      | 34  PLASTIC BAGS         | 35  MAGAZINES           | 36  TAKEAWAY CUPS   | 37  LAWN CLIPPINGS    | 38  FLOWERS               | 39  MILK CONTAINERS        | 40  SOFT DRINK BOTTLES     |
| 41  WATER BOTTLES     | 42  CLEANING BOTTLES     | 43  SODA BOTTLES        | 44  JUICE BOTTLES   | 45  PLASTIC PACKAGING | 46  JUICE BOTTLES         | 47  GLASSWARE              | 48  BLANK                  |

# Signage Guide

Standard Decals - A3/A4/PANEL



The following A3/A4/PANEL decals primarily match the aesthetics of the previous page' custom decals (Pg 7), however these decals can also be applied to any other bin surround product.



7498/HUB/RUB



7498/HUB/COF



7498/HUB/REC



7498/HUB/HPL



7498/HUB/PAP



7498/HUB/ORG



7498/HUB/GLA



7498/HUB/SPL



7498/HUB/AL

HUB Bin Surround with Sign Model with Custom Educational Signage, matching A4 door decal and colour coded powdercoated openings.



More A3/A4/PANEL decals on Pg 3 and Pg 4



# Signage Guide

Cover Decals



## Cover Face Plate Decals

For Sloped, Curved and High Pyramid Style Bin Surrounds



*120lt 800/900 series*  
Landfill - 28796/RUB  
Recycling - 28796/REC  
Organics - 28796/ORG  
Glass - 28796/GLASS



*120lt 888 series*  
Landfill - 28798/RUB  
Recycling - 28798/REC  
Organics - 28798/ORG  
Glass - 28798/GLASS



*240lt 800/900 series*  
Landfill - 28797 /RUB  
Recycling - 28797 /REC  
Organics - 28797 /ORG  
Glass - 28797 /GLASS



*240lt 888 series*  
Landfill - 28799/RUB  
Recycling - 28799/REC  
Organics - 28797 /ORG  
Glass - 28797 /GLASS

## Cover Decals

For Flat, Canopy and Low Pyramid Style Bin Surrounds



22315/REC



22377/REC



88653/RUB



88653/REC  
(Front/Back)



88653/REC  
(Sides)

## Round Cover Decals

For Model 380 Round Bin Covers



*Vinyl Cut Lettering*  
Landfill - 33190/RUB  
Recycling - 33190/REC  
Food Scraps - 33190/FOOD  
Organics - 33190/ORG  
Glass - 33190/GLASS  
10c Containers - 33190/10C




*Ridge Strip Decal*  
Landfill - 33191/RUB  
Recycling - 33191/REC  
Food Scraps - 33191/FOOD  
Organics - 33191/ORG  
Glass - 33191/GLASS  
10c Containers - 33191/10C




## Internal Bin Decals

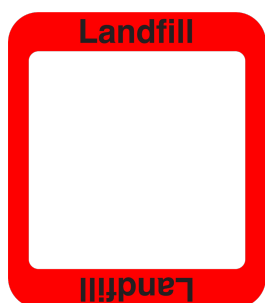
Draffin Street Furniture's Internal Bin range features colour coded decals that fit to the openings and are used to quickly identify the waste type for each separate opening. Square openings maximise the internal liners aperture, while smaller round openings limit the size of the waste that can be placed inside. For this purpose, round openings are regularly specified for recycling applications.




No Text  
Square Opening Decal  
24640 - Single & Dual Tub  
24820 - Triple Tub





No Text  
Round Opening Decal  
24638 - Round Recycle




With Text  
Square Opening Decal  
24641/LAN - Single & Dual Tub  
24821/LAN - Triple Tub




With Text  
Round Opening Decal  
24639 - Round Recycle




Square Opening Decal With Text  
24641/RUB - Single & Dual Tub  
24821/RUB - Triple Tub



Square Opening Decal With Text  
24641/REC - Single & Dual Tub  
24821/REC - Triple Tub



Square Opening Decal With Text  
24641/ORG - Single & Dual Tub  
24821/ORG - Triple Tub



Square Opening Decal With Text  
24641/PAP - Single & Dual Tub  
24821/PAP - Triple Tub



24639/CDS/10c

# Signage Guide

Custom and Vinyl Wrap Decals



## Custom Decals

Decals are constructed from high grade materials that are fully weather resistant and UV stable. Custom decals can be incorporated into the make of your bins. Provide your artwork or work alongside our design specialist to develop a concept with graphics, text and colours specifically suited to your waste strategy.



## Vinyl Wrap

Draffin's vinyl wraps are made from a high performance vinyl developed specifically for applying high resolution graphics to flat surfaces. Suitable for long-term applications, this extremely durable vinyl is low maintenance, protects against abrasion and can be easily updated with your latest waste strategy or marketing campaign.



# Signage Guide

Laser Cut Logos, Signage and Patterns

**DRAFFIN**  
Street Furniture



Laser cut features can be applied to almost any product in Draffin Street Furniture's range. Laser cut logos and motifs can be used on bin enclosures to integrate corporate branding or communicate waste strategies. To ensure an accurate representation of your logo, vector graphic files are preferred. This allows the image to be upscaled without losing image quality. i.e. If your logo pixelates when zoomed in, this is not a vector graphic file.

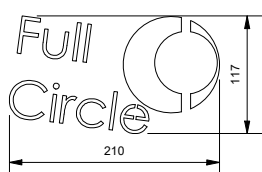
Optional backing plates in contrast colours are available to enhance the look of your logo.



## Step 1: Provide us with your logo or motif design.

You can provide the logos and motifs in almost any format. Our engineers will reformat and modify your design for laser cutting. This ensures once laser cut into the panel, the surface space of the bin will be structurally strong enough to support the design.

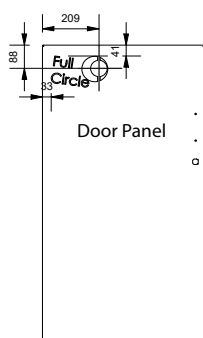
Our creative engineering team can also assist in the design of logos, motifs and patterns if required.



## Step 2: Specify the Logo Size and Backing Plate

You can use paper size as a guide (eg. A3, A4, A5), or specify an exact measurement for the design.

**Backing plates** allow the laser cut design to pop, and are recommended for larger designs if some features of the design open the enclosure to alternate access or potential finger entrapment. Material options for backing plates include stainless steel, weathering steel, powder coated steel or recycled plastic. Generally, a contrasting colour to the panel is most effective, and this is recommended if text is included in the design.



## Step 3: Select Logo Placement.

Logos can be placed on 1, 2, 3, or 4 sides of the bin and on most bin covers. We recommend that the logo is placed in the centre of the panel, unless an alternate position is specified.

## Laser Cut Panel Patterns

Custom laser cut patterns for bin surrounds can be arranged much the same way as the steps above. Panel patterns are a great way to style a bin surround, provide a way to airate the wheelie bin and also deter graffiti.

Alternatively, Draffin Street Furniture offer many standard panel perforation patterns to choose from.

# Signage Guide

Laser Cut Logos, Signage and Patterns



Laser Cut Waste Motif



Laser Cut Logo  
with Backing Plate



Detailed Lasercut Logo  
with Backing Plate



Laser Cut Stainless Steel Sign



Combination Laser Cut Artwork  
and Etched Badge



Full Body Laser Cut  
Indigenous Artwork